



## Mini Radar

CE



## Wireless Vehicle Detection System

**PRESENCE MODE WITH  
ADDED RADAR PROTECTION.**

**EL00M-RAD**

### FEATURES

- Magnetic field and Radar detection.
- Quick and easy installation.
- Small compact design (120mm x 120mm x 30mm high).
- Static load capacity 2500kg.
- Uses standard 1.5V AA Lithium batteries (included). Providing up to 3-4 years of battery life depending on usage.
- High-security 128-bit encryption.
- Range up to 50 meters.
- IP68.

### KIT CONTENTS

- 1 x e-Loop Mini Presence mode.
- 1 x 12–24VDC single channel transceiver.
- 2 x Concrete fixing bolts.

# Domestic e-loop Mini Presence Mode

## EL00M-RAD

The Domestic/Light industrial Wireless Vehicle Detection System uses magnetometer sensors to detect the presence and movement of vehicles. These detections are transmitted to a nearby transceiver for gate activation.

The sensors are installed on the surface of entry or exit passages using concrete fasteners, contain two replaceable Lithium batteries, and can withstand passenger and light commercial vehicles. The gate or door controller must have a dedicated open input and auto close function enabled.

### Functions / Features

#### Lower power consumption

- Ultra-low power consumption

#### 3-axis magnetometer for vehicle detection

- 8 Hz sampling rate
- Auto-calibration

#### Fast and simple installation


- Quick non-permanent installation

#### Up to 4 year battery life

- Compact design
- Compatible with various gates

#### Reliable radio communications with transceiver

- Reliable radio communication
- High security 128-Bit AES Encryption



The sensors can detect vehicles that are stopped above the e-loop. The added radar utilises two-way radio communication protocol for reliable operation. Once the magnetometer sensor detects an oncoming vehicle, the transceiver relay will be latched and confirmation will be sent back to the e-loop. If the magnetic field drops below the set threshold, the radar will check if a vehicle is present. If no vehicle is detected, an unlatch command is sent to the relay, and the transceiver will send a confirmation to the e-loop. If the confirmation is missed, multiple attempts will be made to ensure safe operation. Radar settings can be adjusted using the e-diagnostics remote. Settings that can be changed include; Dead zone, sensor distance, sensitivity, magnetic field release level, confirmation mode.

DISCLAIMER: UNITS WITH THE PRESENCE FEATURE ARE NOT TO BE USED AS A SOLE SAFETY DEVICE & SHOULD BE USED IN CONJUNCTION WITH STANDARD GATE SAFETY PRACTICES.

## Radio Specifications

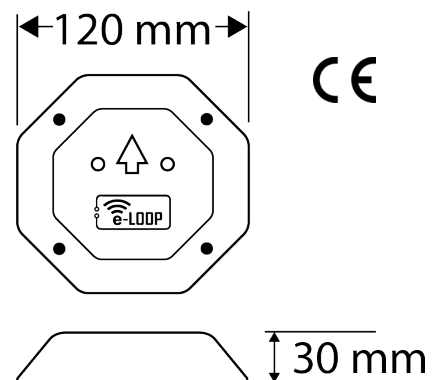
Frequency	433.39 MHz
Modulation	FSK
Bitrate	9.6 kbps
Bandwidth	250 kHz
Antenna Type	PCB
Nominal Output Power	10 dBm
Receive Sensitivity	-126.2 dBm
Security	128-Bit AES Encryption
Spurious Emissions	<ul style="list-style-type: none"> <li>• 30 - 1000 MHz: &lt; -56 dBm</li> <li>• 1 - 12.75 GHz: &lt; -44 dBm</li> <li>• 1.8 - 1.9 GHz: &lt; -56 dBm</li> <li>• 5.15 - 5.3 GHz: &lt; -51 dBm</li> </ul>

## Compliance

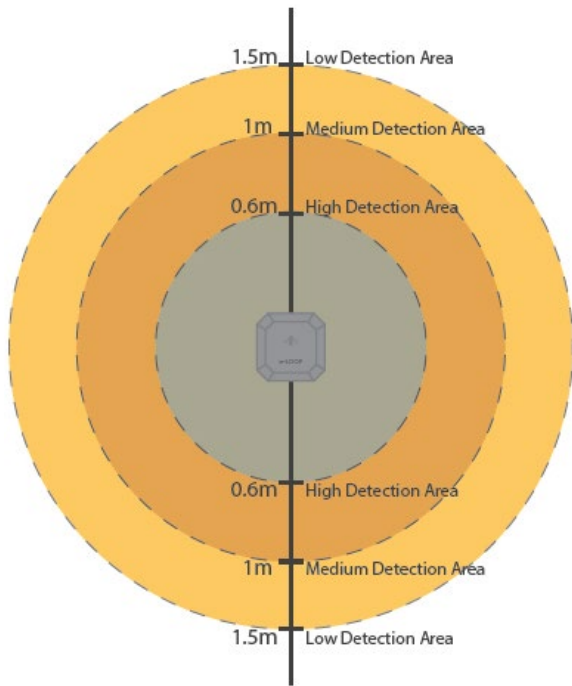
Safety	Tested to CE Approval
EMC	<p>FSK Tested to:</p> <p>EN 301 489-1 V2.2. "ElectroMagnetic Compatibility (EMC) standard for radio equipment and services; Part 1: Common technical requirements; Harmonised Standard for Electro Magnetic Compatibility" Including.</p> <p>a)_ Emissions to EN 55032 "Electromagnetic compatibility of multimedia equipment". b)_ Transmitter and receiver test to EN 300 220-1 V3.1.1 'Short Range Devices (SRD) operating in the frequency range 25MHz. to 1000MHz; Part 1: Technical Characteristics and methods of measurement."</p> <p>c)_ Immunity Tests to EN 301 489-1</p>

## Power, Physical and Environment

Power	4 * 3.6 V 2700ma
Dimensions	120*120*30mm
Weight	500g
Environment	<ul style="list-style-type: none"> <li>• designed for above ground mounting</li> <li>• IP68 ingress protection</li> </ul>
Operating Temp	-40° to 80° C
Standby Power	14µA
Activation Power	50mA
Transmitting power	<10mW

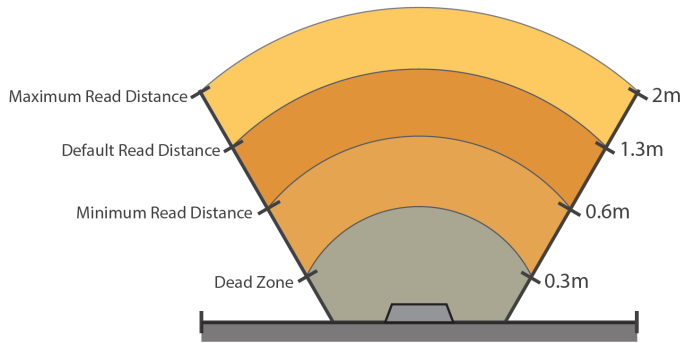


### Magnetometer Detection Areas



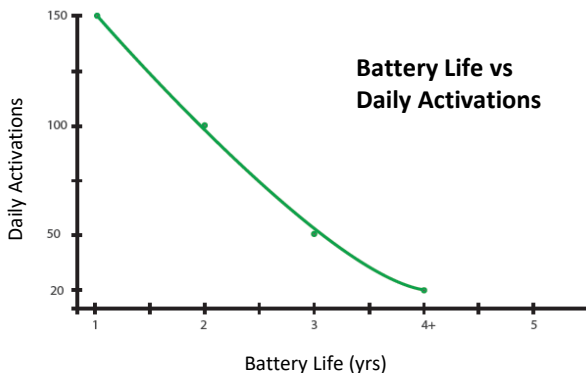
Varying magnetic field detection zones. The grey area depicts a 0.6m high sensitivity detection area surrounding the e-loop, suitable for the majority of vehicles. The dark colour area depicts a 1m medium sensitivity detection area surrounding the e-loop, suitable for most vehicles. The light colour area depicts a 1.5m low sensitivity detection area surrounding the e-loop, which is only suitable for some vehicles.

### Radar Read Distances



Radar detection range. Spanning from a 60° FOV from the e-loop, these are the range zones. The grey area depicts the dead zone, in which objects cannot be detected. The Minimum read distance is 0.6m. The default read distance is 1.3m, and the Maximum read distance spans up to 2m.

### Battery Life



**Note:** Battery life is dependent on many factors, including daily activations, time used per activation, radar range and external conditions.